

Parallel Bars

INSTRUCTIONS FOR USE

Code 4292 & 4293




CONTENTS	PAGE
1.0 INTRODUCTION	1
2.0 PRODUCT CODES AND TECHNICAL DATA	2
3.0 FOR YOUR SAFETY	2
4.0 ASSEMBLY AND USE	3
5.0 CARE & MAINTENANCE	3
6.0 GUARANTEE & SERVICE	4
7.0 CONTINUOUS IMPROVEMENT	5
8.0 WARRANTY & AFTERSALE	6

1.0 INTRODUCTION

Thank you for choosing your new Smirthwaite Product.


Our Parallel Bars are easy to adjust and ideal for therapy environments, where they can be used to help develop balance, standing and walking.

	<p>IMPORTANT!</p> <p>These instructions should be read by all therapists and carers using the equipment and should be retained for future reference. The product should always be used under adult supervision.</p> <p>Any incorrect use of the product and failure to follow the instructions may put the user at risk or impede the function. If you have any queries using this product or wish for further copies, please do not hesitate to contact Customer Service department on T: +44 (0) 1626 835552.</p>
---	--

2.0 PRODUCT CODES AND TECHNICAL DATA

Size		1	2
Product Code		4292	4293
Length	mm	2000	2660
Height min	mm	360	500
Height max	mm	540	820
Width min	mm	380	500
Width max	mm	600	730

3.0 FOR YOUR SAFETY

	STOP!
	Please read these instructions CAREFULLY and THOROUGHLY


- The user should NOT be left unattended whilst using the product. Always ensure a responsible adult or carer is in attendance.
- In the early stages of use, assist the child to walk or stand correctly from behind.
- Regular maintenance checks and cleaning are essential for the safe use of this equipment (see care and maintenance section).
- If any part is loose, damaged or functioning incorrectly, do not use until rectified.
- This product is intended for indoor use only.
- Always keep this product away from naked flames, cigarettes and sources of heat including open fireplaces, radiators, heaters.

If you believe this product to be faulty - **DO NOT USE** - Contact G&S Smirthwaite Ltd on T: +44 (0) 1626 83552.

4.0 ASSEMBLY AND USE

- The product is supplied fully partially assembled; to complete assembly simply fit one set of parallel bar supports to the wood base using the 8 furniture screws provided, and fit the second set to the wood base using the 8 handwheels provided. The wooden base has additional holes to permit adjustment of the width between the parallel bars – to adjust, simply reposition the second set of parallel bar supports. Ensure all handwheels are tightened before use.
- Fit the bars into the supports and tighten to the desired height using the lever locks.
- Should you wish to query any aspect of your product, please contact G&S Smirthwaite Customer Services on T: +44 (0) 1626 835552 or info@smirthwaite.co.uk

5.0 CARE AND MAINTENANCE


	IMPORTANT!
	Cleaning is recommended on a regular basis

All our products are easy to clean.

- Clean parts with a damp cloth and mild detergent
- Stubborn marks should be cleaned by using a soft brush.
- Do not soak or immerse the product in water.
- Store the product in a cool dry place out of direct sunlight.
- DO NOT use bleach, solvents, abrasives, synthetic detergents, wax polishes, antibacterial sprays or wipes.
- For further information please refer to MHRA or your NHS cleaning guidelines.

5.1 DAILY CHECKS

- Check all parts for signs of wear and tear or damage.
- Ensure all screws are present and tightened

	STOP!
	The product should not be in use while the checks are carried out.

5.2 SERVICE INTERVAL

Parallel Bars should be serviced every 3 years. Servicing must only be undertaken by a Smirthwaite service engineer, or by a Smirthwaite trained representative.

6.0 GUARANTEE & SERVICE

This product is issued with a full parts and labour guarantee for 2 years from the date of delivery. This guarantee does not apply to accidental damage caused through inappropriate use of the product. This guarantee is issued at the discretion of G&S Smirthwaite Ltd on RTB (Return to Base) basis. If you have any questions or doubts relating to the safety or use of the chair please contact us for advice or assistance on:

T: +44 (0) 1626 835552

E: info@smirthwaite.co.uk

7.0 CONTINUOUS IMPROVEMENT

G&S Smirthwaite Ltd are committed to continuous improvement to their product range. Should you have any suggestions or comments please send them to our product design department at: info@smirthwaite.co.uk

G&S Smirthwaite Ltd reserve the right to change the specification or material without prior notice.

For catalogues, help and further information on our products please contact us at:
G&S Smirthwaite Ltd, 17 Wentworth Road Heathfield, Devon TQ12 6TL

T: +44 (0) 1626 835552

F: +44 (0) 1626 835428

E: info@smirthwaite.co.uk

W: www.smirthwaite.co.uk

8.0 WARRANTY & AFTERSALE

8.1 Product Information

Model:	
Size:	
Date of Manufacture:	
Serial Number:	

8.2 Service & inspection record form:

Date	Procedure	Service Personnel



G&S Smirthwaite Ltd, 17 Wentworth Road, Heathfield, Newton Abbot, Devon.TQ12 6TL
T: +44 (0) 1626 835552 F: +44 (0) 1626 835428 E: info@smirthwaite.co.uk
www.smirthwaite.co.uk

