

Ladders & Platforms

INSTRUCTIONS FOR USE

Ladder Codes 4373 to 4375

Platform Codes 4376 to 4378




CONTENTS	PAGE
1.0 INTRODUCTION	1
2.0 LADDER PRODUCT CODES AND TECHNICAL DATA	2
3.0 PLATFORM PRODUCT CODES AND TECHNICAL DATA	2
4.0 FOR YOUR SAFETY	2
5.0 ASSEMBLY	3
6.0 CARE & MAINTENANCE	4
7.0 GUARANTEE & SERVICE	5
8.0 CONTINUOUS IMPROVEMENT	5
9.0 WARRANTY & AFTERSALE	6

1.0 INTRODUCTION

Thank you for choosing your new Smirthwaite Product.

Our range of ladders and platforms are ideal for therapy environments, and can be used for sitting and standing. A range of accessories are also available for additional support.

	<p>IMPORTANT!</p> <p>These instructions should be read by all therapists and carers using the equipment and should be retained for future reference. The product should always be used under adult supervision.</p> <p>Any incorrect use of the product and failure to follow the instructions may put the user at risk or impede the function. If you have any queries using this product or wish for further copies, please do not hesitate to contact Customer Services department on T: +44 (0) 1626 835552.</p>
---	---


2.0 Ladder Product Codes & Technical Data

Size	1	2	3
Product Code	4374	4374	4375
Depth (mm)	500	500	500
Height (mm)	900	1200	1500
User Weight Limit (Kg)	50	50	50

3.0 Platform Product Codes & Technical Data

Size	1	2	3
Product Code	4376	4377	4378
Depth (mm)	400	400	400
Height (mm)	250	300	350
User Weight Limit (Kg)	50	50	50

4.0 FOR YOUR SAFETY

	STOP!
	Please read these instructions CAREFULLY and THOROUGHLY.

- The user should NOT be left unattended whilst using the product. Always ensure a responsible adult or carer is in attendance.
- In the early stages of use, assist and support the child to walk correctly from behind.
- Regular maintenance checks and cleaning are essential for the safe use of this equipment (see care and maintenance section).
- If any part is loose, damaged or functioning incorrectly, do not use until rectified.
- This product is intended for indoor use only.
- Always keep this product away from naked flames, cigarettes and sources of heat including open fireplaces, radiators and heaters.

If you believe this product to be faulty - **DO NOT USE** - Contact G&S Smirthwaite Ltd on T: +44 (0) 1626 835552.

5.0 ASSEMBLY


- The product is supplied in THREE pieces; two skis and the ladder.
- Each side ski has a hole through the base and the ladder is secured to this by one countersunk screw, passing through the base of the ski.
- With the ladder on its side lightly screw the base screw into the end of the upper ladder stile ensuring that the two threaded inserts in the base web are uppermost.
- Secure the support battens to the base.
- Do not tighten any of the screws until each has been located and lightly turned into the threaded insert.
- Tighten the screws through the base, and then stand the ladder up vertically.
- Finally tighten the support batten screws with the ladder standing flat on the floor.

Should you wish to query any aspect of your product, please contact our Customer Services department on:

T: +44 (0) 1626 835552

E: info@smirthwaite.co.uk

6.0 CARE AND MAINTENANCE


	IMPORTANT!
	Cleaning is recommended on a regular basis.

All our wooden products are easy to clean.

- Clean wooden parts with a damp cloth and mild detergent.
- Stubborn marks on wood work should be cleaned by using a soft brush.
- Do not soak or immerse the product in water.
- Store the product in a cool dry place and out of direct sunlight.
- DO NOT use bleach, solvents, abrasives, synthetic detergents, wax polishes, antibacterial sprays or wipes.
- For further information please refer to MHRA or your NHS cleaning guidelines.

6.1 DAILY CHECKS

- Check all parts for signs of wear and tear or damage.
- Ensure all screws are present and tightened.

	STOP!
	The product should not be in use while the checks are carried out.

6.2 SERVICE INTERVAL

Ladders and platforms should be serviced every 3 years. Servicing must only be undertaken by a Smirthwaite service engineer, or by a Smirthwaite trained representative.

7.0 GUARANTEE & SERVICE

This product is issued with a full parts and labour guarantee for 2 years from the date of delivery. This guarantee does not apply to accidental damage caused through inappropriate use of the product. This guarantee is issued at the discretion of G&S Smirthwaite Ltd on RTB (Return to Base) basis.

If you have any questions or doubts relating to the safety or use of the chair please contact us for advice or assistance on:

T: +44 (0) 1626 835552

E: info@smirthwaite.co.uk

8.0 CONTINUOUS IMPROVEMENT

G&S Smirthwaite Ltd are committed to continuous improvement to their product range. Should you have any suggestions or comments please send them to our product design department at: info@smirthwaite.co.uk

G&S Smirthwaite Ltd reserve the right to change the specification or material without prior notice.

For catalogues, help and further information on our products please contact us at:

G&S Smirthwaite Ltd
17 Wentworth Road
Heathfield
Devon TQ12 6TL

T: +44 (0) 1626 835552

F: +44 (0) 1626 835428

E: info@smirthwaite.co.uk

W: www.smirthwaite.co.uk



G&S Smirthwaite, 17 Wentworth Road, Heathfield, Newton Abbot, Devon.TQ12 6TL
T: +44 (0) 1626 835552 F: +44 (0) 1626 835428 E: info@smirthwaite.co.uk
W: www.smirthwaite.co.uk

