

Independent Adjustable Footrest

INSTRUCTIONS FOR USE

Code 4187




CONTENTS	PAGE
1.0 INTRODUCTION	1
2.0 ILLUSTRATION OF YOUR INDEPENDENT ADJUSTABLE FOOTREST	2
3.0 FOR YOUR SAFETY	3
4.0 UNPACKING AND ASSEMBLING YOUR PRODUCT	3
5.0 SETTING UP AND ADJUSTING YOUR PRODUCT	4
6.0 CARE & MAINTENANCE	5
7.0 GUARANTEE & SERVICE	5
8.0 CONTINUOUS IMPROVEMENT	6
9.0 WARRANTY & AFTERSALE	6

1.0 INTRODUCTION

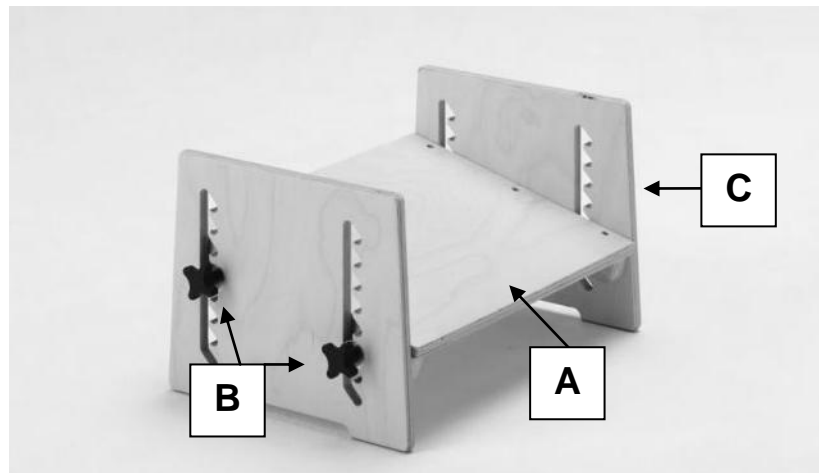
Thank you for choosing the Smirthwaite Independent Adjustable Footrest.

The Independent Adjustable Footrest is a height and angle adjustable footrest that is easily portable. The side height has been designed specifically to ensure correct the child's feet are kept in the correct position.

	<p>IMPORTANT!</p> <p>These instructions should be read by all therapists and carers using the equipment and should be retained for future reference. The product should always be used under adult supervision.</p> <p>Any incorrect use of the product and failure to follow the instructions may put the user at risk or impede the function. If you have any queries using this product or wish for further copies, please do not hesitate to contact Customer Service department on T: +44 (0) 1626 835552</p>
---	---

2.0 ILLUSTRATION OF YOUR INDEPENDENT ADJUSTABLE FOOTREST


- A. Footrest plate
- B. Handwheels
- C. Sides



2.1 TECHNICAL DATA

Size		1
Product Code		4187
Width	mm	350
Depth	mm	270
Height min	mm	12
Height max	mm	195

3.0 FOR YOUR SAFETY

	STOP!
	Please read these instructions CAREFULLY and THOROUGHLY.


- The user should NOT be left unattended whilst using the product. Always ensure a responsible therapist or carer is in attendance.
- If you believe the product to be faulty at any time, **DO NOT USE** – contact our Customer Service department on +44 (0) 1626 835552.
- The therapist should be familiar with the methods of adjustment and have completed all adjustments appropriately to meet the needs of the child before use.
- The product is **ONLY** to be used indoors on a flat level surface.
- Regular maintenance checks and cleaning are essential for the safe use of this equipment (see Section 6.0 Care and Maintenance).
- Always keep this product away from naked flames, cigarettes and sources of heat including open fireplaces, radiators, heaters.
- **DO NOT** fit parts or accessories of other manufacturers to this product unless authorised to do so in writing by G&S Smirthwaite Ltd. Failure to follow these instructions will not only invalidate the guarantee but could make the product dangerous to use. G&S Smirthwaite Ltd will not accept liability for any injury or damage incurred through such malpractices. Any repairs required must be carried out by G&S Smirthwaite Ltd authorised personnel.

4.0 UNPACKING AND ASSEMBLING YOUR PRODUCT

- Your product will be delivered assembled or flat packed ready for assembly.
- The footrest consists of two shaped sides and a base plate that fits to the sides using handwheels provided. Ensure the product is on a flat surface and adjust the footrest to the desired height and angle – the footrest is designed to be used with the flat surface face-up, but if required can be reversed.
- Ensure all handwheels are tight before use.
- Check for damage and missing parts prior to use.

If you believe this product to be faulty - **DO NOT USE** - Contact G&S Smirthwaite Ltd on T: +44 (0) 1626 835552


5.0 SETTING UP AND ADJUSTING YOUR PRODUCT

	STOP!
	<p>If in any doubt, ALWAYS seek ADVICE.</p> <p>Always turn handwheels, levers and screws clockwise to tighten or anti-clockwise to loosen. The footrest must be fully adjusted by a therapist or trained representative before use.</p>

5.1 FOOTREST HEIGHT

The bench adjusts up and down within the safety slots provided at each end.

- Loosen handwheels at each end (A).
- Select the most appropriate slot to the desired height.
- Re-tighten handwheels (A).




5.2 FOOTREST ANGLE

To slope the footrest (change angle), set the front two handwheels at a different position to the rear set of handwheels.

5.3 FOOTREST SURFACE

The use of non-slip Dycem on the top of the footrest will help prevent a child's feet from slipping if required.


6.0 CARE AND MAINTENANCE

	IMPORTANT!
	Cleaning is recommended on a regular basis.

- Clean upholstery, metal and wooden parts with a damp cloth and mild detergent.
- Stubborn marks on wood work should be cleaned by using a soft brush.
- Do not soak or immerse the product in water.
- Store the product in a cool dry place out of direct sunlight.
- DO NOT use bleach, solvents, abrasives, synthetic detergents, wax polishes, antibacterial sprays or wipes.
- For further information please refer to MHRA or your NHS cleaning guidelines.

6.1 DAILY CHECKS

- Check all parts for signs of wear and tear or damage.
- Check all screws, lever locks, and handwheels are present and lock satisfactorily.

	STOP!
	The user should not be seated while the checks are carried out.

6.2 SERVICE INTERVAL

Footrests should be serviced every 3 years. Servicing must only be undertaken by a Smirthwaite service engineer, or by a Smirthwaite trained representative.

7.0 GUARANTEE & SERVICE

The product is issued with a full parts and labour guarantee for 2 years from the date of delivery. This guarantee does not apply to accidental damage caused through inappropriate use of the product. This guarantee is issued at the discretion of G&S Smirthwaite Ltd on RTB (Return to Base) basis.

If you have any questions or doubts relating to the safety or use of the product please contact us for advice or assistance on:

T: +44 (0) 1626 835552

E: info@smirthwaite.co.uk

8.0 CONTINUOUS IMPROVEMENT

G&S Smirthwaite Ltd are committed to continuous improvement to their product range. Should you have any suggestions or comments please send them to our product design department at: info@smirthwaite.co.uk

G&S Smirthwaite Ltd reserve the right to change the specification or material without prior notice.

For catalogues, help and further information on our products please contact us at:

G&S Smirthwaite Ltd
17 Wentworth Road
Heathfield
Devon TQ12 6TL

T: +44 (0) 1626 835552

F: +44 (0) 1626 835428

E: info@smirthwaite.co.uk

W: www.smirthwaite.co.uk

9.0 WARRANTY & AFTERSALE

9.1 Product Information

Model:	
Size:	
Date of Manufacture:	
Serial Number:	

9.2 Service & inspection record form:

Date	Procedure	Service Personnel



G&S Smirthwaite, 17 Wentworth Road, Heathfield, Newton Abbot, Devon.TQ12 6TL
T: +44 (0) 1626 835552 F: +44 (0) 1626 835428 E: info@smirthwaite.co.uk
W: www.smirthwaite.co.uk