

# Adjustable Height Box Stool

---

**INSTRUCTIONS FOR USE**

**Code 4169-4170**




| <b>CONTENTS</b>                                      | <b>PAGE</b> |
|--|-------------|
| 1.0 INTRODUCTION                                     | 1           |
| 2.0 ILLUSTRATION OF YOUR ADJUSTABLE HEIGHT BOX STOOL | 2           |
| 3.0 FOR YOUR SAFETY                                  | 3           |
| 4.0 UNPACKING YOUR PRODUCT                           | 3           |
| 5.0 SETTING UP AND ADJUSTING YOUR PRODUCT            | 4           |
| 6.0 CARE & MAINTENANCE                               | 5           |
| 7.0 GUARANTEE & SERVICE                              | 5           |
| 8.0 CONTINUOUS IMPROVEMENT                           | 6           |
| 9.0 WARRANTY & AFTERSALE                             | 6           |

---

## **1.0 INTRODUCTION**

Thank you for choosing the Smirthwaite Adjustable Height Box Stool.

Our adjustable height box stools are designed for use by children to enable them to develop good sitting balance and to sit, wherever possible, with their feet flat to the floor.

|   |  |
|---|--|
|  | <p><b>IMPORTANT!</b></p> <p><b>These instructions should be read by all therapists and carers using the equipment and should be retained for future reference. The product should always be used under adult supervision.</b></p> <p><b>Any incorrect use of the product and failure to follow the instructions may put the user at risk or impede the function. If you have any queries using this product or wish for further copies, please do not hesitate to contact Customer Service department on T: +44 (0) 1626 835552.</b></p> |
|---|--|


## 2.0 ILLUSTRATION OF YOUR ADJUSTABLE HEIGHT BOX STOOL



### 2.1 TECHNICAL DATA

| Size         |    | 1           | 2           |
|--------------|----|-------------|-------------|
| Product Code |    | <b>4169</b> | <b>4170</b> |
| Width        | mm | 360         | 400         |
| Depth        | mm | 290         | 330         |
| Height min   | mm | 180         | 240         |
| Height max   | mm | 270         | 380         |

### 3.0 FOR YOUR SAFETY

|   |   |
|---|---|
|  | <b>STOP!</b>  |
|   | <b>Please read these instructions CAREFULLY and THOROUGHLY.</b> |


- The user should NOT be left unattended whilst using the product. Always ensure a responsible therapist or carer is in attendance.
- If you believe the product to be faulty at any time, **DO NOT USE** – contact Smirthwaite by telephone on +44 (0) 1626 835552.
- The therapist should be familiar with the methods of adjustment and have completed all adjustments appropriately to meet the needs of the child before use.
- The product is **ONLY** to be used indoors on a flat level surface.
- Regular maintenance checks and cleaning are essential for the safe use of this equipment (see Section 6.0 Care and Maintenance).
- Always keep this product away from naked flames, cigarettes and sources of heat including open fireplaces, radiators and heaters.
- **DO NOT** fit parts or accessories of other manufacturers to this product unless authorised to do so in writing by G&S Smirthwaite Ltd. Failure to follow these instructions will not only invalidate the guarantee but could make the product dangerous to use. G&S Smirthwaite Ltd will not accept liability for any injury or damage incurred through such malpractices. Any repairs required must be carried out by G&S Smirthwaite Ltd authorised personnel.

### 4.0 UNPACKING YOUR PRODUCT

- Your product will be delivered assembled.
- Check for damage and missing parts prior to use.

If you believe this product to be faulty - **DO NOT USE** - Contact G&S Smirthwaite Ltd on T: +44 (0) 1626 835552

## 5.0 SETTING UP AND ADJUSTING YOUR PRODUCT


|   |   |
|---|---|
|  | <b>STOP!</b>  |
|   | <p>If in any doubt, <b>ALWAYS</b> seek <b>ADVICE</b>.</p> <p><b>Always turn handwheels, levers and screws clockwise to tighten or anti-clockwise to loosen.</b></p> |

### 5.1 STOOL HEIGHT

- Turn the box stool upside down on a flat surface (on a table or the floor).
- Remove the four handwheels found on the inside of the box stool.
- Slide the inner frame (A) to the desired height.
- Reinsert the four handwheels to secure the inner frame (A) to the desired position.
- Ordinarily, all four handwheels should be at the same height; however by setting two handwheels at a different height setting, the box can be made to slope slightly.
- Ensure all handwheels are present and secure before use.




## 6.0 CARE AND MAINTENANCE

|   |  |
|---|--|
|  | <b>IMPORTANT!</b>                                  |
|   | <b>Cleaning is recommended on a regular basis.</b> |

- Clean wooden parts with a damp cloth and mild detergent.
- Stubborn marks on wood work should be cleaned by using a soft brush.
- Do not soak or immerse the product in water.
- Store the product in a cool dry place and out of direct sunlight.
- DO NOT use bleach, solvents, abrasives, synthetic detergents, wax polishes, antibacterial sprays or wipes.
- For further information please refer to MHRA or your NHS cleaning guidelines.

### 6.1 DAILY CHECKS

- Check all parts for signs of wear and tear or damage.
- Ensure all screws are present and tightened.

|   |   |
|---|---|
|  | <b>STOP!</b>  |
|   | <b>The product should not be in use while the checks are carried out.</b> |

### 6.2 SERVICE INTERVAL

Box stools should be serviced every 3 years. Servicing must only be undertaken by a Smirthwaite service engineer, or by a Smirthwaite trained representative.

## 7.0 GUARANTEE & SERVICE

The product is issued with a full parts and labour guarantee for 2 years from the date of delivery. This guarantee does not apply to accidental damage caused through inappropriate use of the product. This guarantee is issued at the discretion of G&S Smirthwaite Ltd on RTB (Return to Base) basis. If you have any questions or doubts relating to the safety or use of the product please contact us for advice or assistance on:

T: +44 (0) 1626 835552

E: [info@smirthwaite.co.uk](mailto:info@smirthwaite.co.uk)

## **8.0 CONTINUOUS IMPROVEMENT**

G&S Smirthwaite Ltd are committed to continuous improvement to their product range. Should you have any suggestions or comments please send them to our product design department at: [info@smirthwaite.co.uk](mailto:info@smirthwaite.co.uk).

G&S Smirthwaite Ltd reserve the right to change the specification or material without prior notice.

For catalogues, help and further information on our products please contact us at:

G&S Smirthwaite Ltd  
17 Wentworth Road  
Heathfield  
Devon TQ12 6TL

T: +44 (0) 1626 835552

F: +44 (0) 1626 835428

E: [info@smirthwaite.co.uk](mailto:info@smirthwaite.co.uk)

W: [www.smirthwaite.co.uk](http://www.smirthwaite.co.uk)

## 9.0 WARRANTY & AFTERSALE

### 9.1 Product Information

|                      |  |
|----------------------|--|
| Model:               |  |
| Size:                |  |
| Date of Manufacture: |  |
| Serial Number:       |  |

### 9.2 Service & inspection record form:

| Date | Procedure | Service Personnel |
|------|-----------|-------------------|
|      |           |                   |
|      |           |                   |
|      |           |                   |
|      |           |                   |
|      |           |                   |
|      |           |                   |
|      |           |                   |
|      |           |                   |
|      |           |                   |





G&S Smirthwaite, 17 Wentworth Road, Heathfield, Newton Abbot, Devon.TQ12 6TL  
T: +44 (0) 1626 835552 F: +44 (0) 1626 835428 E: [info@smirthwaite.co.uk](mailto:info@smirthwaite.co.uk)  
W: [www.smirthwaite.co.uk](http://www.smirthwaite.co.uk)