

# The Activity Table

---

## INSTRUCTIONS FOR USE

Codes 2251-2252




<b>CONTENTS</b>	<b>PAGE</b>
1.0 INTRODUCTION	1
2.0 ILLUSTRATION OF YOUR ACTIVITY TABLE	2
3.0 FOR YOUR SAFETY	3
4.0 UNPACKING AND ASSEMBLING YOUR PRODUCT	3
5.0 SETTING UP AND ADJUSTING YOUR PRODUCT	4
6.0 CARE & MAINTENANCE	5
7.0 GUARANTEE & SERVICE	5
8.0 CONTINUOUS IMPROVEMENT	6
9.0 WARRANTY & AFTERSALE	6

---

## **1.0 INTRODUCTION**

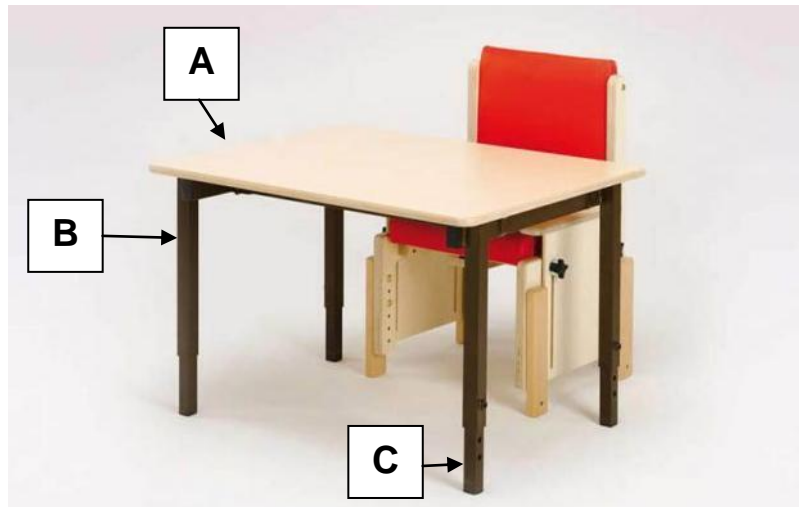
Thank you for choosing the Smirthwaite Activity Table.

The Activity Table is a simple little table that is an ideal height adjustable product for younger children in nursery, school and home environments. Its steel legs can be easily adjusted in height to ensure good seating posture.

	<p><b>IMPORTANT!</b></p> <p><b>These instructions should be read by all therapists and carers using the equipment and should be retained for future reference. The product should always be used under adult supervision.</b></p> <p><b>Any incorrect use of the product and failure to follow the instructions may put the user at risk or impede the function. If you have any queries using this product or wish for further copies, please do not hesitate to contact Customer Service department on T: +44 (0) 1626 835552.</b></p>
---	--

## 2.0 ILLUSTRATION OF YOUR ACTIVITY TABLE


- A. Table top
- B. Main table frame
- C. Leg extenders



## 2.1 TECHNICAL DATA

Heathfield small personal tables				
Code	Size	Height range	Length (A)	Width (B)
2251	1	385-595	750	600
2252	2	535-745	750	600

### 3.0 FOR YOUR SAFETY

	<b>STOP!</b>
	<b>Please read these instructions CAREFULLY and THOROUGHLY.</b>

- The user should NOT be left unattended whilst using the product. Always ensure a responsible therapist or carer is in attendance.
- If you believe the product to be faulty at any time, **DO NOT USE** – contact Smirthwaite by telephone on +44 (0) 1626 835552.
- The therapist should be familiar with the methods of adjustment and have completed all adjustments appropriately to meet the needs of the child before use.
- The product is **ONLY** to be used indoors on a flat level surface.
- Regular maintenance checks and cleaning are essential for the safe use of this equipment (see Section 6.0 Care and Maintenance).
- Always keep this product away from naked flames, cigarettes and sources of heat including open fireplaces, radiators and heaters.
- **DO NOT** fit parts or accessories of other manufacturers to this product unless authorised to do so in writing by G&S Smirthwaite Ltd. Failure to follow these instructions will not only invalidate the guarantee but could make the product dangerous to use. G&S Smirthwaite Ltd will not accept liability for any injury or damage incurred through such malpractices. Any repairs required must be carried out by G&S Smirthwaite Ltd authorised personnel.


### 4.0 UNPACKING AND ASSEMBLING YOUR PRODUCT

- Your product will be supplied with the legs in the folded position.
- To ease final assembly, it may be preferable to turn the table upside down and lay on the floor or another table.
- Fold out a table leg and secure to the frame using the hexagonal screw and tool provided.
- Repeat for the second table leg.
- Turn the table onto its feet, and check both stability and screw tightness.



If you believe this product to be faulty - **DO NOT USE** - Contact G&S Smirthwaite Ltd on T: +44 (0) 1626 835552.


## 5.0 SETTING UP AND ADJUSTING YOUR PRODUCT

	<b>STOP!</b>
	<b>If in any doubt, ALWAYS seek ADVICE.</b>
	<b>Always turn handwheels, levers and screws clockwise to tighten or anti-clockwise to loosen.</b>


### 5.1 TABLE HEIGHT

The table height can be adjusted to suit the client's needs, and to promote correct sitting posture with feet flat to the floor, wherever possible.

- Use the hexagonal key supplied to remove the screws (A) on each of the folding leg assemblies.
- The base of each leg has an extender which can now be adjusted to the desired height setting.
- Re-insert the screw (A) and tighten.
- Repeat for the three other leg extenders.
- Ensure the table is level before use.
- Ensure all screws are secure before use.




## 6.0 CARE AND MAINTENANCE

	<b>IMPORTANT!</b>
	<b>Cleaning is recommended on a regular basis.</b>

- Clean metal and wooden parts with a damp cloth and mild detergent
- Stubborn marks on wood work should be cleaned by using a soft brush.
- Do not soak or immerse the product in water.
- Store the product in a cool dry place and out of direct sunlight.
- DO NOT use bleach, solvents, abrasives, synthetic detergents, wax polishes, antibacterial sprays or wipes.
- For further information please refer to MHRA or your NHS cleaning guidelines.

### 6.1 DAILY CHECKS

- Check all parts for signs of wear and tear or damage.
- Ensure all screws are present and tightened.

	<b>STOP!</b>
	<b>The product should not be in use while the checks are carried out.</b>

### 6.2 SERVICE INTERVAL

Activity Tables should be serviced every 3 years. Servicing must only be undertaken by a Smirthwaite service engineer, or by a Smirthwaite trained representative.

## 7.0 GUARANTEE & SERVICE

The product is issued with a full parts and labour guarantee for 2 years from the date of delivery. This guarantee does not apply to accidental damage caused through inappropriate use of the product. This guarantee is issued at the discretion of G&S Smirthwaite Ltd on RTB (Return to Base) basis. If you have any questions or doubts relating to the safety or use of the product please contact us for advice or assistance on:

T: +44 (0) 1626 835552  
E: info@smirthwaite.co.uk

## **8.0 CONTINUOUS IMPROVEMENT**

G&S Smirthwaite Ltd are committed to continuous improvement to their product range. Should you have any suggestions or comments please send them to our product design department at: [info@smirthwaite.co.uk](mailto:info@smirthwaite.co.uk)

G&S Smirthwaite Ltd reserve the right to change the specification or material without prior notice.

For catalogues, help and further information on our products please contact us at:

G&S Smirthwaite Ltd  
17 Wentworth Road  
Heathfield  
Devon TQ12 6TL

T: +44 (0) 1626 835552

F: +44 (0) 1626 835428

E: [info@smirthwaite.co.uk](mailto:info@smirthwaite.co.uk)

W: [www.smirthwaite.co.uk](http://www.smirthwaite.co.uk)

## 9.0 WARRANTY & AFTERSALE

### 9.1 Product Information

Model:	
Size:	
Date of Manufacture:	
Serial Number:	

### 9.2 Service & inspection record form:

Date	Procedure	Service Personnel





G&S Smirthwaite, 17 Wentworth Road, Heathfield, Newton Abbot, Devon.TQ12 6TL  
T: +44 (0) 1626 835552 F: +44 (0) 1626 835428 E: [info@smirthwaite.co.uk](mailto:info@smirthwaite.co.uk)  
W: [www.smirthwaite.co.uk](http://www.smirthwaite.co.uk)