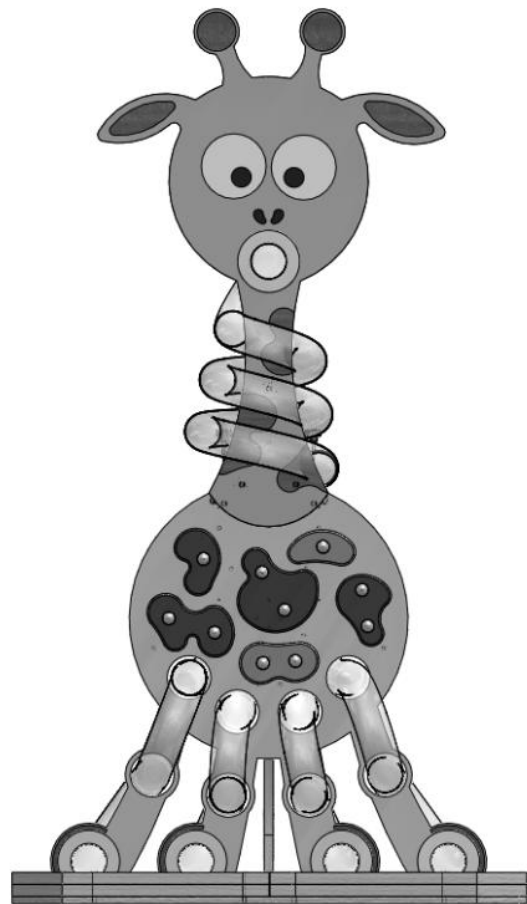


Giraffe

INSTRUCTIONS FOR USE

Product Code: 42201




CONTENTS	PAGE
1.0 INTRODUCTION	1
2.0 ILLUSTRATION OF YOUR GIRAFFE	2
3.0 FOR YOUR SAFETY	3
4.0 UNPACKING AND ASSEMBLING YOUR GIRAFFE	4
5.0 CARE & MAINTENANCE	5
6.0 GUARANTEE & SERVICE	6
7.0 CONTINUOUS IMPROVEMENT	6
8.0 WARRANTY & AFTERSALE	
7	

1.0 INTRODUCTION

Thank you for choosing the Smirthwaite Giraffe.

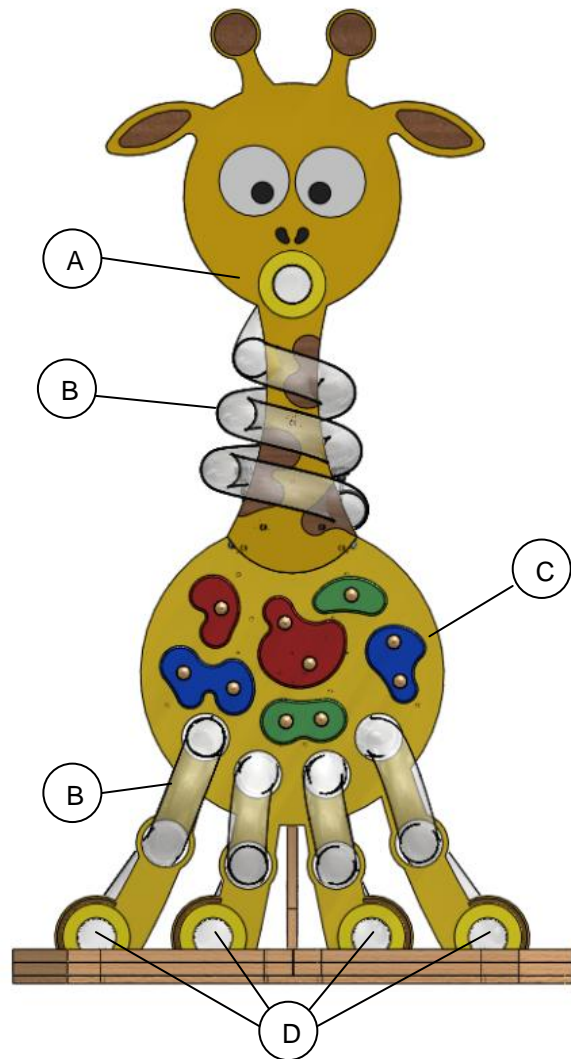
The Giraffe combines two fun and learning activities; a twisty ball run with random output and coloured coded magnetic shapes which attach to the Giraffe's body.

Both encourage motor skills, object tracking, colour and shape recognition, anticipation and sharing/turn taking.

	<p>IMPORTANT!</p> <p>These instructions should be read by all therapists and carers using the equipment and should be retained for future reference. The product should always be used under adult supervision.</p> <p>Any incorrect use of the product and failure to follow the instructions may put the user at risk or impede the function. If you have any queries using this product or wish for further copies, please do not hesitate to contact Customer Service department on T: +44 (0) 1626 835552.</p>
---	--

2.0 ILLUSTRATION OF YOUR GIRAFFE


- A. Ball entrance
- B. Twisty tubes ball run
- C. Magnetic coloured panels
- D. Ball exits



2.1 TECHNICAL DATA

SIZE	1
Dimension	
Height (mm)	1800
Width (mm)	1030
Depth (mm)	670
Weight (kg)	25

3.0 FOR YOUR SAFETY

	STOP!
	Please read these instructions CAREFULLY and THOROUGHLY.

- The user should **NOT** be left unattended whilst in the product. Always ensure a responsible therapist or carer is in attendance.
- Regular maintenance checks and cleaning are essential for the safe use of this equipment (see care and maintenance section).
- Ensure that all nuts, bolts and hand wheels are securely tightened and that none are missing.
- The Giraffe is **ONLY** to be used indoors on a flat level surface.
- Always keep this product away from naked flames, cigarettes and sources of heat including open fireplaces, radiators and heaters.
- **DO NOT** fit parts or accessories of other manufacturers to this product unless authorized to do so in writing by G&S Smirthwaite Ltd. Failure to follow these instructions will not only invalidate the guarantee but could make the product dangerous to use. G&S Smirthwaite Ltd will not accept liability for any injury or damage incurred through such malpractices.
- Any repairs required must be carried out by G&S Smirthwaite Ltd authorized personnel.
- If you believe the product or any fitted accessory to be faulty at any time, **DO NOT USE** – contact Smirthwaite by telephone on +44 (0) 1626 835552.

4.0 UNPACKING AND ASSEMBLING YOUR GIRAFFE

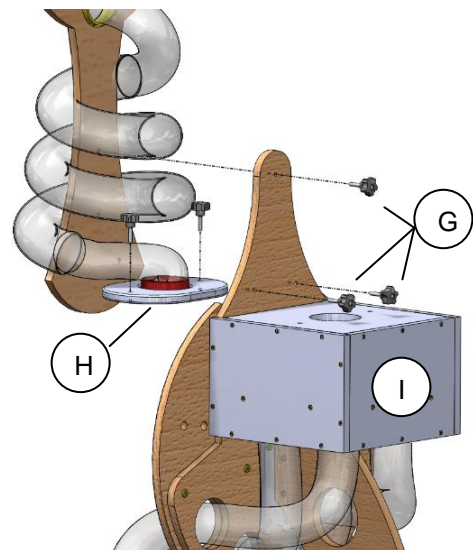
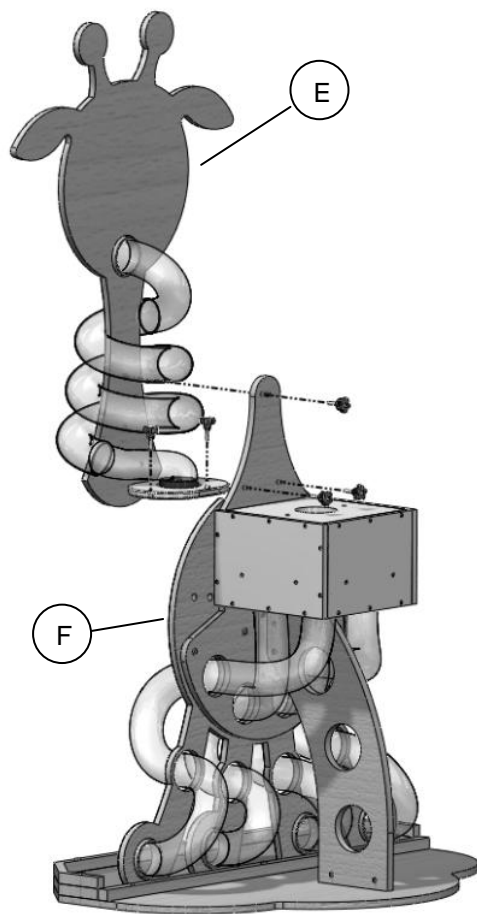


STOP!


If in any doubt, **ALWAYS** seek **ADVICE**.

Always turn hand wheels, levers and screws clockwise to tighten or anti-clockwise to loosen.

- When delivered, the product will be supplied in two parts; a Giraffe head (E), and a Giraffe body (F).
- Position the Giraffe body on a flat surface and fix the Giraffe head to the body using the three hand wheels provided (see below, G).
- Connect the box flange (H) to the top of the randomizer box (I), using two hand wheels, as shown below.
- Your Giraffe is now ready to use.



5.0 CARE AND MAINTENANCE

	IMPORTANT! CLEANING IS RECOMMENDED ON A REGULAR BASIS
---	--

- Clean wooden parts with a damp cloth and mild detergent.
- Stubborn marks on the woodwork should be cleaned using a soft brush.
- Do not soak or immerse the product in water.
- Store the product in a cool dry place and out of direct sunlight.
- DO NOT use bleach, solvents, abrasives, synthetic detergents, wax polishes, antibacterial sprays or wipes.
- For further information please refer to MHRA or your NHS cleaning guidelines.

5.1 DAILY CHECKS

- Check for signs of wear, tear or damage.
- Check for missing parts.
- Check that all screws are present and tighten correctly, and are not cross-threaded or damaged.

5.2 SERVICE INTERVAL

The Giraffe should be serviced every 3 year. Servicing must only be undertaken by a Smirthwaite service engineer, or by a Smirthwaite trained representative.

6.0 GUARANTEE & SERVICE

This product is issued with a full parts and labour guarantee for 2 years from the date of delivery. This guarantee does not apply to accidental damage caused through inappropriate use of the product. This guarantee is issued at the discretion of G&S Smirthwaite Ltd on RTB (Return to Base) basis. If you have any questions or doubts relating to the safety or use of the product please contact us for advice or assistance on:

T: +44 (0) 1626 835552

E: info@smirthwaite.co.uk

7.0 CONTINUOUS IMPROVEMENT

G&S Smirthwaite Ltd are committed to continuous improvement to their product range. Should you have any suggestions or comments please send them to our product design department at: info@smirthwaite.co.uk

G&S Smirthwaite Ltd reserve the right to change the specification or material without prior notice.

For catalogues, help and further information on our products please contact us at:

G&S Smirthwaite Ltd
17 Wentworth Road
Heathfield
Devon.TQ12 6TL

T: +44 (0) 1626 835552

F: +44 (0) 1626 835428

E: info@smirthwaite.co.uk

W: www.smirthwaite.co.uk

W: www.smirthwaite.co.uk